

# CE-BSS Series

Small, High Capacitance

5.4mm Height

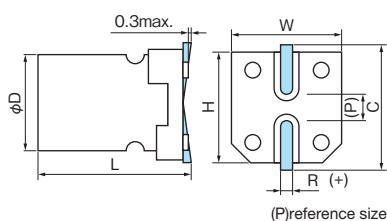
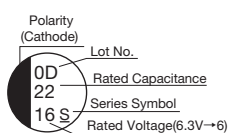


- Solvent proof (within 2 minutes)
- AEC-Q200

## Specifications

Items	Condition	Specifications						
Rated voltage (V)	—	6.3	10	16	25	35	50	
Surge voltage (V)	Room temperature	8.0	13	20	32	44	63	
Category temperature range (°C)	—	-40 to +85						
Capacitance tolerance (%)	120Hz/20°C	M : ±20						
Dissipation Factor (tan δ)	tanδ (max.) 120Hz/20°C	0.28	0.24	0.20	0.16	0.14	0.12	
Leakage current (LC)	μA/after 2minutes (max.)	The greater value of either 0.01CV or 3						
Impedance ratio at low temperature	Based on the value at 120Hz, +20°C	-25°C Z/Z <sub>20°C</sub>	4	3	2	2	2	2
		-40°C Z/Z <sub>20°C</sub>	10	8	6	4	4	4
Endurance	85°C, 2,000hours rated voltage applied (With the rated ripple current)	ΔC/C	Within ±25% of the initial value					
		tanδ	Less than 200% of the specified value					
		LC	Less than the specified value					

## Marking, Dimensions



(Unit : mm)

D <sup>+0.5</sup>	L <sup>+0.1</sup> <sub>-0.2</sub>	W <sup>+0.2</sup>	H <sup>+0.2</sup>	C <sup>+0.2</sup>	R	P
4	5.4	4.3	4.3	5.0	0.5 to 0.8	1.0
5	5.4	5.3	5.3	6.0	0.5 to 0.8	1.4
6.3	5.4	6.6	6.6	7.3	0.5 to 0.8	2.2

## Size, Rated Ripple Current

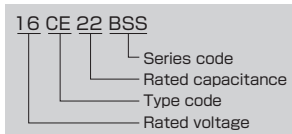
μF \ V	6.3	10	16	25	35	50
4.7						4x5.4 18
10				4x5.4 20	4x5.4 20	5x5.4 27
22		4x5.4 28	4x5.4 28	5x5.4 35	5x5.4 36	6.3x5.4 40
33	4x5.4 31	4x5.4 32	5x5.4 40	5x5.4 42	6.3x5.4 58	
47	4x5.4 36	5x5.4 43	5x5.4 44	6.3x5.4 65	6.3x5.4 65	
56	5x5.4 46	5x5.4 46	5x5.4 48	6.3x5.4 68		
100	5x5.4 47	5x5.4 50				
150	6.3x5.4 71	6.3x5.4 76				
220	6.3x5.4 74					

Please refer to page 14 for ripple current frequency coefficients.

Case size: φDxL (mm)

 Rated ripple current  
mArms (120Hz, 85°C)

## Part number



- CE-BD
- CE-BSS
- CE-BS
- CE-LD
- CE-FSS
- CE-FS
- CE-FS(High Voltage)
- CE-FH
- CE-AX
- CE-KX
- CE-ZX
- CE-ZC
- CE-LX
- CE-GA
- CE-LS
- CE-LH
- CE-LH(High Voltage)
- CE-LL
- CE-LF
- CE-PC
- CE-PH
- CE-PS
- CE-PF
- CE-TH
- CE-JX
- CE-NP
- CE-FN